

UFO模组规格书

Mining lamp module specification

产品名称 Product Name

HY-HB524



特性 Features

- PCT 塑料

PCT package

- 外观尺寸

Package Dimension: ϕ 230mm

- 发光角度

Viewing Angle: 90°

- 符合 ROHS 标准

ROHS Approved

应用 Applications

- 户外通用照明

Outdoor general lighting

- 工业照明

Industrial lighting

目 录

Catalogue

1. 结构尺寸图

Diagram on Structure Size 3

2. 电性参数

Electrical Parameters 4

3. 光参数特性

Optical Parameter Characteristics 4

4. 光电特性

Electrical-Optical characteristics 5

5. 光谱曲线

Spectral Curve 6

6. 光输出温度变化曲线

Photon Output-Temperature Curve 7

7. 使用说明

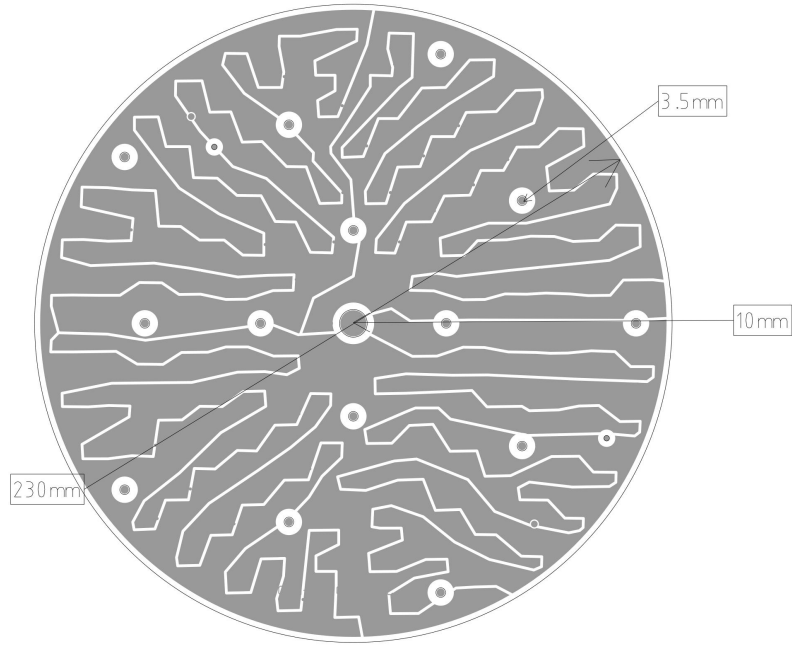
Instructions for Use 8

8. 注意事项

Precautions 9

1.结构尺寸图

1. Diagram on Structure Size



型号	尺寸(MM)
HY-HB524B7	Φ 230
型号	尺寸(MM)
HY-HB524BB	Φ 230

2. 电性参数

2. Electrical Parameters

表 1: Table 1:

特征 Features	参数描述 Parameter description
	HY-HB524
工作电压 Working voltage	直流 250Vdc DC 250Vac
输入电流 Input current	800 mA
功率 Power	200W (@800mA)
电气强度 Electronic Strength	0.6KV ac <5mA 60S
环境温度 Ambient temperature	-25-45°C
Tc 温度 Tc temperature	t<85°C

3. 光参数特性

3. Optical Parameter Characteristics

功率 Power (W)	色温 Correlated Color Temperature (K)	显指 Color Rendering Index (CRI)	光效 Luminous efficacy (lm/W)	光通量 Luminous flux (LM)	测试温度测试 Temperature testing (°C)
200W@800mA	2700-6500	70/80	210-240	40000-42000	25

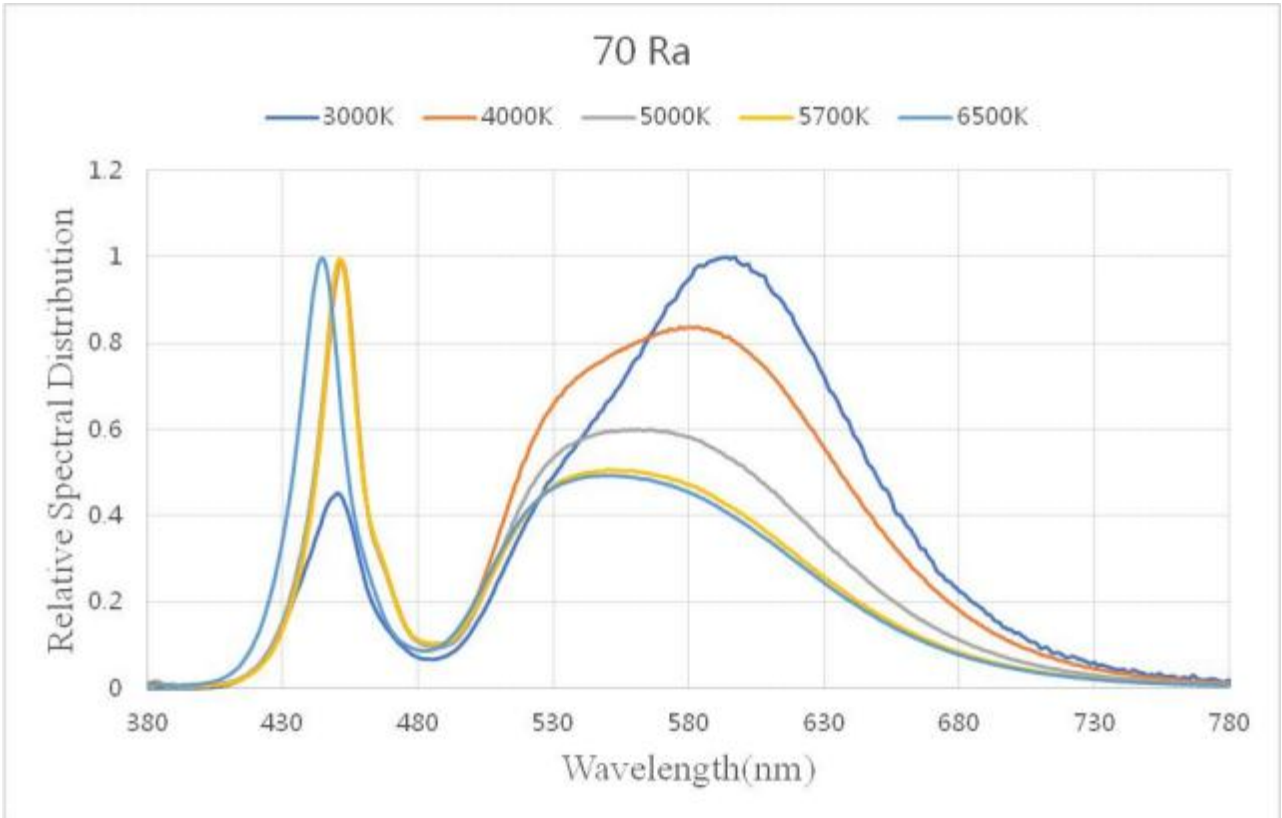
4.光电特性 Electrical-Optical characteristics (Tj = 25°C)

表 1：在 Tj=25°C时测试的光电参数

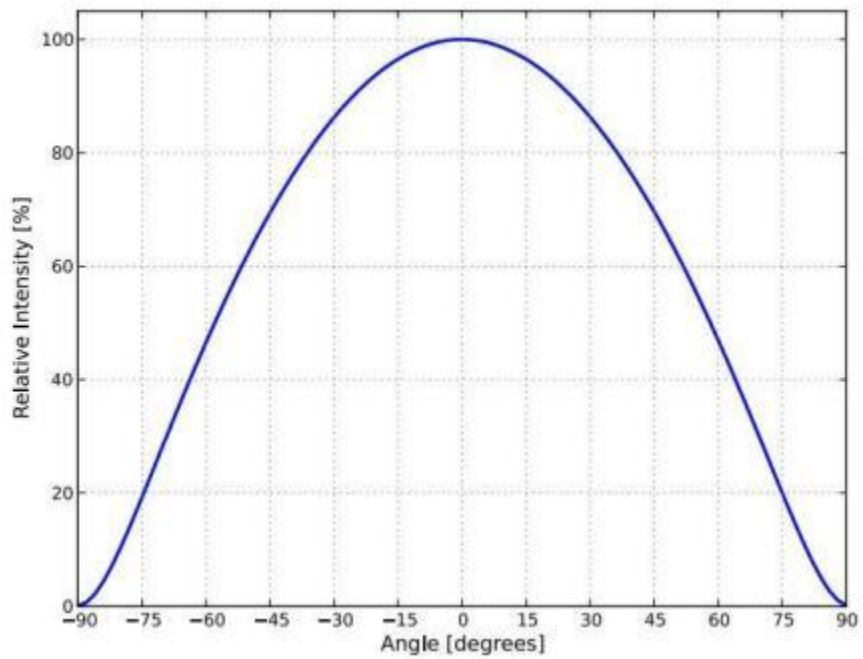
Product 产品系列	CRI 显色	CCT 色温 (K)	Luminous Flux 光通量 (lm)800MA	Efficacy 光效 (lm/W)800MA	Voltage 电压 (V) VF800MA
HY-HB524L1/B7	70	2700	38000-39000	210-220	250
		3000	38000-39000	210-220	
		3500	39000-40000	220-230	
		4000	39000-40000	220-230	
		5000	39000-40000	220-230	
		5700	39000-40000	220-230	
		6500	39000-40000	210-220	
HY-HB524B8	70	2700	40000-41000	220-230	250
		3000	40000-41000	220-230	
		3500	41000-42000	230-240	
		4000	41000-42000	230-240	
		5000	41000-42000	230-240	
		5700	41000-42000	230-240	
		6500	41000-42000	230-240	

5.光谱曲线

5. Spectral Curve

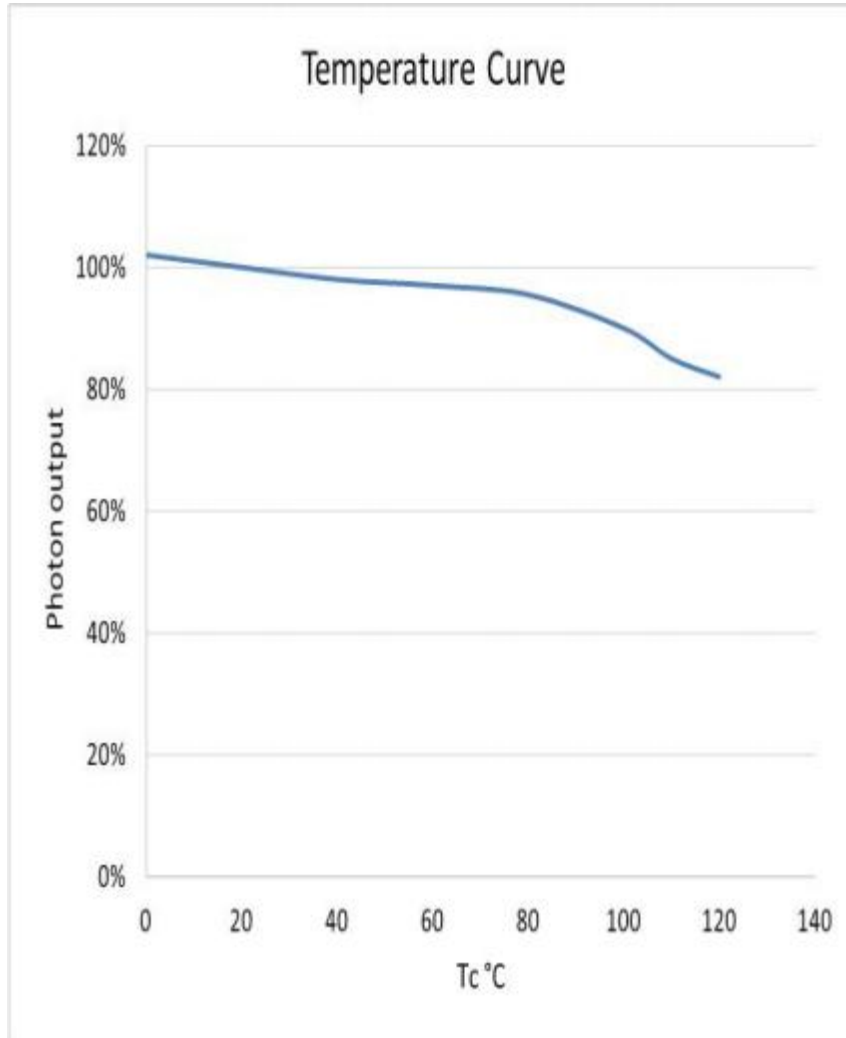


Radiation Pattern Characteristics



6. 光输出温度变化曲线

6. Photon Output-Temperature Curve



7.使用说明

7. Instructions for Use

7.1) 在使用、测试时需配备散热器，并确保灯板 Tc 点温度不超过 85℃。

7.1) It is necessary to provide a heat radiator for its use and testing. Also, it shall be ensured that the temperature at the Tc point of the lamp panel does not exceed 85 ° C.

7.2) 本产品可用螺丝固定在散热器的安装面上，散热器安装表面需平整光滑，表面并均匀涂覆导热膏，确保光源板底部与安装平面完全接触。（请勿采用劣质导热硅脂或其他黏结物质如万能胶水等，不但起不到导热作用，反而形成隔热层。散热不良使用会降低本产品使用寿命，严重时会造成死灯）。

7.2) This product can be fixed on the mounting surface of the heat radiator with screws. The mounting surface of the heat radiator must be flat and smooth and evenly coated with thermal conductive paste, to ensure that the bottom of the light source board is completely in contact with the mounting plane. (Do not use inferior thermally conductive silicone grease or other bonding materials like all-purpose adhesive, which can not provide heat conduction, but form a thermal insulation layer. Poor heat dissipation will reduce the service life of the product and may cause LED damage in severe cases).

7.3) 在焊接电源输入引线时，请严格按灯板上标识焊接正极和负极，请勿反接。

7.3) When welding the power input lead, please strictly mark the positive and negative electrode on the lamp board, and do not reverse it.

7.4) 防硫化、氯化、溴化等处理：在密闭、高温的环境中，灯具内可能含硫/氯/溴等物质，这些硫、氯和溴元素会挥发成气体并腐蚀 LED 光源。因为 LED 封密硅胶具有多孔性结构，与光源镀银层发生硫化反应。LED 光源出现硫化反应后，产品功能区会黑化，光通量会逐渐下降直至微亮，色温出现明显漂移，LED 光源最终会失效。建议您进行灯具排硫测试，确保 LED 光源在无硫/氯/溴等物质环境进行工作。

7.4) Treatments like sulfurization, chlorination and bromination prevention: In a closed, high-temperature environment, the lamp may contain sulfur/chlorine/bromine and other substances. These sulfur, chlorine and bromine elements will volatilize into gas and corrode the LED light source. Because the LED sealed silica gel has a porous structure, it reacts with the silver plating layer of the light source. After the sulfurization reaction of the LED light source occurs, the functional area of the product will be blackened, the luminous flux will gradually decrease until it is slightly bright, the color temperature will obviously drift, and the LED light source will eventually fail. It is recommended that you perform

a sulfur emission test on the lamp to ensure that the LED light source works in a sulfur/chlorine/bromine-free environment.

8. 注意事项

8. Precautions

在下列情况使用本产品，本公司不承担任何损失和责任

The company will not bear any loss and responsibility for using this product in the following conditions.

8.1) 在通电情况下，不能直接用手触摸本产品任意零件的焊盘裸露区，建议带电测试本产品时，测试员需配戴绝缘手套。

8.1) When the power is on, do not directly touch the exposed area of the bonding pad of any part of the product with your hands. It is recommended that the tester shall wear insulating gloves when testing the product under live conditions.

8.2) 本产品不能在含 Cl₂, H₂S、NH₃、SO_x、NO_x 等腐蚀性气体环境下使用。

8.2) This product cannot be used in the environment containing corrosive gas such as Cl₂, H₂S, NH₃, Sox, NO_x.

8.3) 本产品不能暴露在有大量粉尘、酒精、油等可燃物质环境下使用。

8.3) This product should not be used in the environment exposed to a large amount of dust, alcohol, oil and other flammable substances.

8.4) 本产品不适合直接在潮湿的环境下储存、使用。

8.4) This product is not suitable for direct storage and use in a humid environment.

8.5) 请勿直接用手或重物压到光源

8.5) Do not press directly to the light source.